




Let's get started

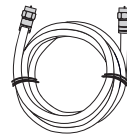
You'll need: a device to connect to the Internet



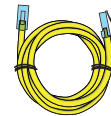
Device to connect to the Internet

WOW! will provide:

coax cable, ethernet cable, wireless router, router power cord and install guide




Coax Cable



Ethernet Cable



Wireless Router


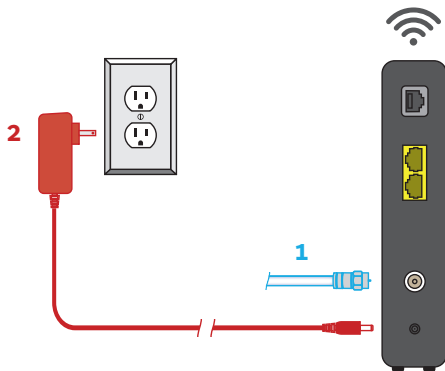


Router Power Cord



Install Guide


Step 1. Connect your wireless router



1. Connect one end of the **coax cable** into an available wall outlet in your home and the other end into the wireless router.
2. Plug the **power cord** into the wireless router.
3. Allow the wireless router to boot fully and connect to the network. When all lights on the wireless router are solid and no longer flashing, your router is connected.

Helpful Hint: If you would like to directly connect your computer to your wireless router, use the Ethernet cable provided and plug it from your wireless router to your computer.

Step 2. Accessing your default wireless router settings



The WOW! technician has already activated your wireless router. See steps below to locate your wireless router's Network Name and Password.

- Locate the default Network Name (SSID) and Password (Pre-Shared Key) on a label on the side or bottom panel of your wireless router.
- Look for the default Network Name (SSID) in your WiFi settings and connect your device using the default Password (Pre-Shared Key).
- To customize your Network Name (SSID) and Password (Pre-Shared Key), see next step.

Step 3 (optional). Customize your network name and password

1. In your browser type 192.168.0.1 or 192.168.100.1—this is the device administration page address.
2. Log in using **Username: admin** and **Password: password** (case-sensitive).
3. Edit the default Network Name (SSID) and Password (Pre-Shared Key) assigned to your wireless router as desired. Click apply. Previously connected devices will now automatically connect to the wireless router.



Agreement to Terms and Policies. The WOW! Internet service that you have subscribed to is subject to terms and conditions and use policies, which you must accept in order to use the service. Before using the service, you should carefully review WOW!'s acceptable use, network management, copyright and other policies adopted by WOW!, as well as the terms and conditions of subscription (the "Terms"). The Terms are available for your review online by simply clicking on the Terms & Conditions section of the WOW! website located at wowway.com. By establishing an account, installing, activating or using the service, or otherwise indicating your agreement to the Terms or intention to use the service, you agree to be bound by the Terms (including any amended, revised or restated terms) and to use the service in compliance with the Terms, including any acceptable use, network management or other policy established by WOW!. If you provide us with a phone number or email address, you agree that we may call, text or email you, which might include autodialed calls and texts, and/or pre-recorded or artificial voice messages.

Self-Installation of Services. For some services and in some market areas, WOW! may allow (or require) self-installation and activation of WOW! equipment to be used in connection with WOW! services. If customer agrees to self-install WOW! equipment, Customer further agrees that: (A) Customer will adhere to the self-installation requirements specified by WOW!, which will be provided to Customer, at WOW!'s discretion; (i) as written instructions included as part of the self-installation kit provided to Customer; and/or (ii) within an email communication by WOW! to Customer. In this connection, Customer agrees that WOW! may require that it provide to WOW! a valid email address (to receive communications from WOW!, including the self-installation instructions); and/or (iii) on WOW!'s website; and (B) it will be responsible for any damages (to WOW! equipment, customer equipment or otherwise) that may result from Customer's failure to adhere to the self-installation instructions; and (C) Customer's use of WOW! equipment and services is subject to WOW!'s terms of subscription, and acceptable use, network management and other policies that WOW! has implemented in connection with the services.